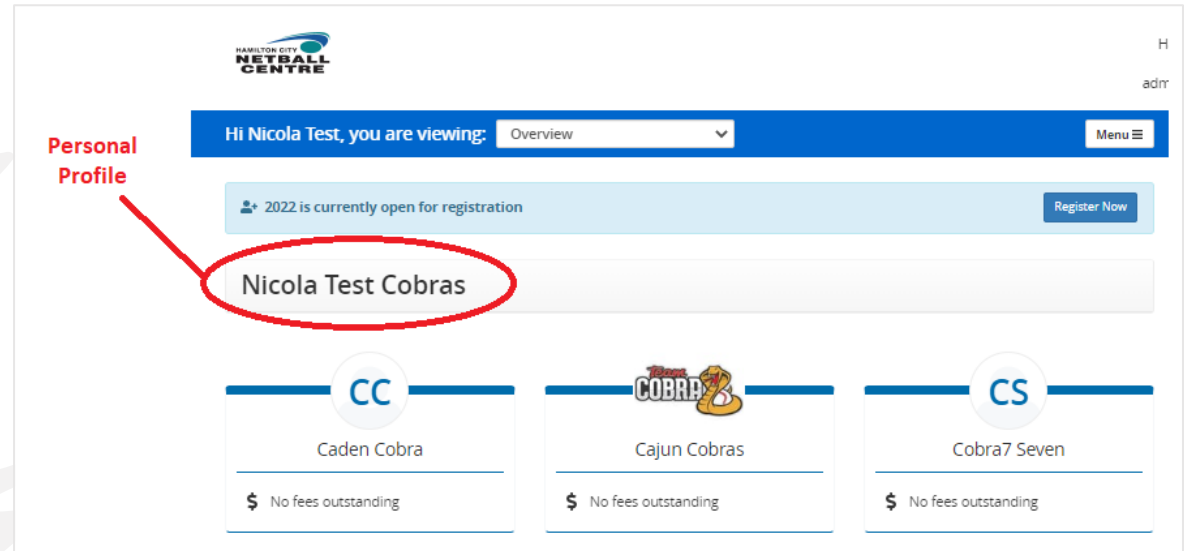


Friendly Manager | *Coach & Team Manager Support*



FM Coach/Manager | Profiles

- When you first login to Friendly Manager from the Hamilton City Netball Centre website, you will see your profile and any other profiles that are attached to you. E.g., your child or Club if you are the Club/School Manager
- You can edit your personal profile details from here
- The team manager can login and register players/coaches/umpires to the team/s they are managing only

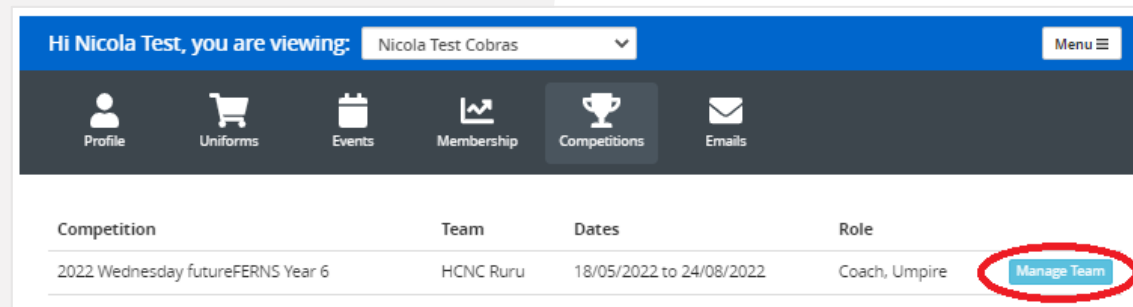


The screenshot displays the Hamilton City Netball Centre website interface. At the top left is the logo for Hamilton City Netball Centre. The main header area shows a blue bar with the text "Hi Nicola Test, you are viewing:" followed by a dropdown menu set to "Overview" and a "Menu" button. Below this is a light blue banner with a person icon and the text "2022 is currently open for registration" and a "Register Now" button. The central focus is a white box containing the name "Nicola Test Cobras", which is circled in red. A red arrow points from the text "Personal Profile" to this box. Below the name are three team cards: "CC" for Caden Cobra, "Cobra7" for Cajun Cobras, and "CS" for Cobra7 Seven. Each card includes a "\$ No fees outstanding" status.

FM Coach/Manager | Competitions

As the registered Coach or Team Manager, you will have access to the team details. You will be able to:

1. Add the team to a Competition, Tournament or Festival
 2. Edit Players in the team and their details (this is limited)
 3. View the upcoming and played games
- You will need to click into your Personal Profile first
 - Select the **Competitions Tab**
 - Click the **Manage Team** button




Hi Nicola Test, you are viewing: Nicola Test Cobras Menu

Profile Uniforms Events Membership **Competitions** Emails

Competition	Team	Dates	Role	
2022 Wednesday futureFERNS Year 6	HCNC Ruru	18/05/2022 to 24/08/2022	Coach, Umpire	Manage Team

FM Coach/Manager | Team Profile

Now that you are in the Team Profile, you have the following options:

- **Join another Competition** option. This is next to the team's name at the top of the window
 - From the drop-down menu, select the competition to join. You will have the option to copy members to the new competition
- **Games Tab** will show games played and upcoming games
- **People Tab** will show you the players/staff registered to the team. You can add players/staff into a team or deactivate players from the team.
 - In the top right, you will see the green button to **+Add Player** or **+Add Staff**
 - You can also edit a player's details by clicking on the blue edit button on the right 
 - Deactivating a player will change their role to grey. When they are active players, they are blue. This function is used if a player is injured or no longer in the team. To deactivate a player, click on the **Player x** button next to the player's name. To reactivate a player, click on the **+Add Player** button to read them e.g. return from injury. **NOTE:** *This can only be done when the registrations are still open. After the close date, only Admin can make this change.*
- **View Draw Tab** will show the upcoming draws, rules for that competition and the points table